



440-1936(M-BZ VTO '96-'02) LED 440-1936(M-BZ VTO '96-'02) LED Impedance Box of Tail Lamp Assembly Manual

1. Remove the original lamp and circuit board. Remove the bulb of tail function and turn signal function from circuit board.(See Fig.01) Fit the yellow bulb on the circuit board (See Fig. 02). Fit the circuit board to DEPO lamp and the white plug is exposed outside. (See Fig. 03)




01 (Fig.01)



02 (Fig.02)


2. Connect the black impedance box with the white plug. (See Fig.04) Fit DEPO lamp to car body, and stick the black impedance box on the car body. (See Fig.05)



03 (Fig.03)



04 (Fig.04)



05 (Fig.05)